



## Solenoid valve 3/2 way N.C. Direct acting - NSF Certified

31JP1W1V23-ST0

### PRESENTATION:

Direct acting S.V. for interception of fluids compatible with the construction materials.

Minimum operational pressure is not required.

The materials used and the tests carried out ensure maximum reliability and duration.

USE: Vending

PIPES: G 1/8

COIL: 5W - Ø 10  
LBA 155°C (class F)  
LBF - LBV 180°C (class H)

**COIL HOUSING AND COIL FORMER MATERIAL ARE  
MADE BY 100% VIRGIN MATERIAL.**

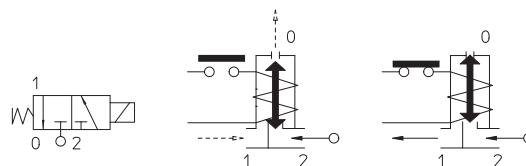
Max. allowable pressure (PS) 16 bar

Ambient temperature:

See coils catalogue page for its compatibility.



Gaskets	Temperature		Medium
V=FKM (fluoroelastomer)	- 10°C	+ 140°C	Water, air, steam



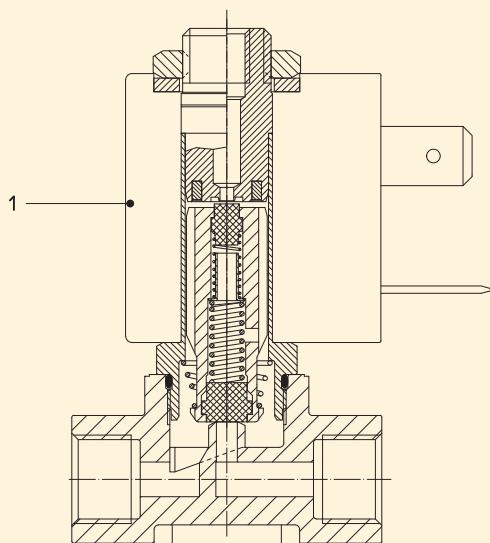
Pipe ISO 228/1	Code	Max viscosity		Ø mm	Kv l/mn	Power watt	Pressure		
		cSt	°E				min bar	M.O.P.D.	
G 1/8	31JP1W1V23-ST0	37	~ 5	2,3*	1	5	0	5 AC bar	5 DC bar



### Note

\* 3rd way exhaust= Ø 1,7 mm | Max torque for fittings and nut assembly 2Nm | In case glue is used to seal the fittings, verify the compatibility with body material (PPS) | For application with steam, please consult our Technical Service.

The "ODE" reserves the right to carry out technical and aesthetic modifications without prior notification.



#### MATERIALS:

<b>Body</b>	PPS
<b>Armature tube</b>	Stainless steel AISI series 300
<b>Fixed core</b>	Stainless steel AISI series 400
<b>Plunger</b>	Stainless steel AISI series 400
<b>Phase displacement ring</b>	Gold plated copper
<b>Spring</b>	Stainless steel AISI series 300
<b>Seal</b>	V=FKM
<b>Orifice</b>	PPS

#### On request:

<b>Connector</b>	Pg 9 or Pg 11
<b>Connector conformity</b>	ISO 4400

#### FEATURES:

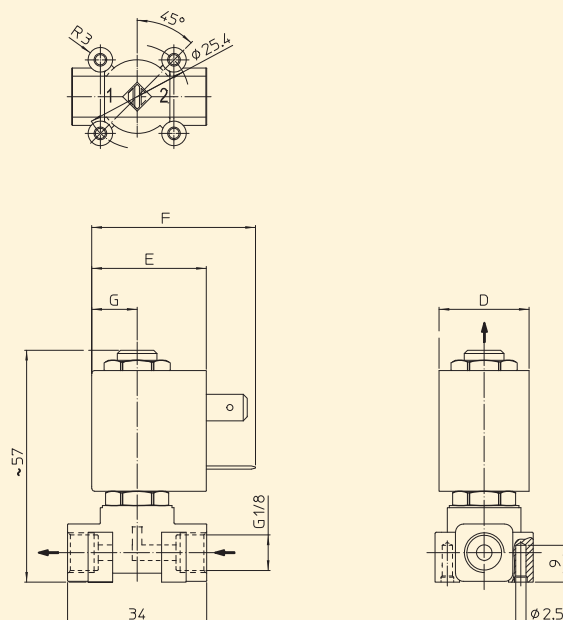
<b>Electrical conformity</b>	IEC 335
<b>Protection degree</b>	IP 65 EN 60529 (DIN 40050) with coil fitted by connector.

#### SPARE PARTS:

##### 1. Coil:

See coils list

#### DIMENSIONS:



COIL TYPE	POWER ABSORPTION			DIMENSIONS			
	W ---	Hold VA ~	Inrush VA ~	D mm	E mm	F mm	G mm
L	5	10	15	22	27,5	39,5	11