



Solenoid valve 2/2 way N.C. With pilot control

21X2KV120
÷
21X4KV250

PRESENTATION:

S.V. with pilot control for interception of fluids compatible with the construction materials.

A minimum operational pressure of 0,1 bar is required.

The materials used and the tests carried out ensure maximum reliability and duration.

USE: Automation, Chemistry,
Low pressure steam

PIPES: G 1/2 - G 1

COILS: 8W - Ø 13
BDA - BSA 155°C (class F)
BDV 180°C (class H)

**COIL HOUSING AND COIL FORMER MATERIAL ARE
MADE BY 100% VIRGIN MATERIAL.**

Max. allowable pressure (PS)

G 1/2 25 bar

G 3/4 - G 1 22 bar

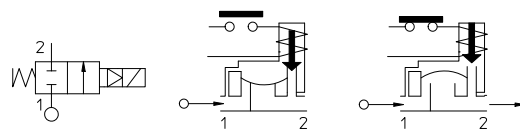
Ambient temperature:

See coils catalogue page for its compatibility.

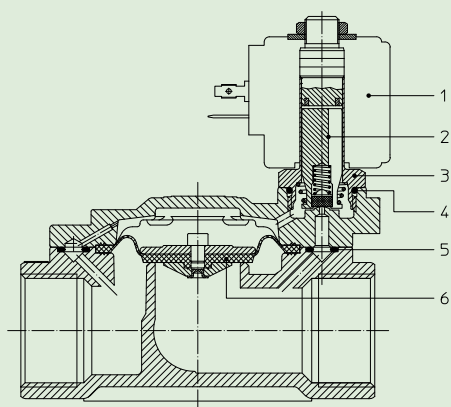
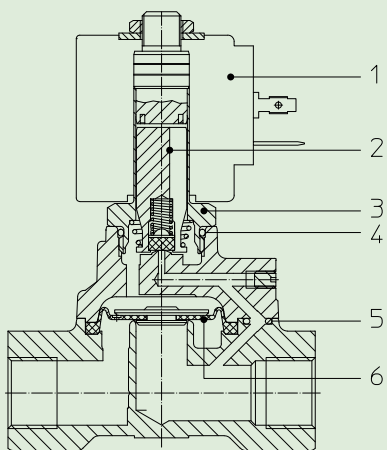


Gaskets	Temperature		Medium
V=FKM (fluoroelastomer)	- 10°C	+140°C	Demineralized water, chemical products compatible with stainless steel
B=NBR (nitrile rubber)	- 10°C	+ 90°C	Air, water, chemical products compatible with stainless steel
E=EPDM (ethylene-propylene)	- 10°C	+140°C	Water, low pressure steam

For seals other than FKM replace the letter "V" with the ones corresponding to the other seals. E.I. 21X2KB120.



Pipe ISO 228/1	Code	Max viscosity		Ø mm	Kv l/mn	Power watt	Pressure		
		cSt	°E				min bar	M.O.P.D. AC bar DC bar	
G 1/2	21X2KV120	12	~ 2	12	35	8	0,1	20	20
G 3/4	21X3KV190			19	130				
G 1	21X4KV250			25	160				


MATERIALS:

Body	Stainless steel AISI 316
Armature Tube	Stainless steel AISI series 300
Fixed core	Stainless steel AISI series 400
Plunger	Stainless steel AISI series 400
Phase displacement ring	Gold plated copper
Spring	Stainless steel AISI series 300
Seal	Standard: V=FKM On request: B=NBR E=EPDM
Orifice	Stainless steel AISI 316

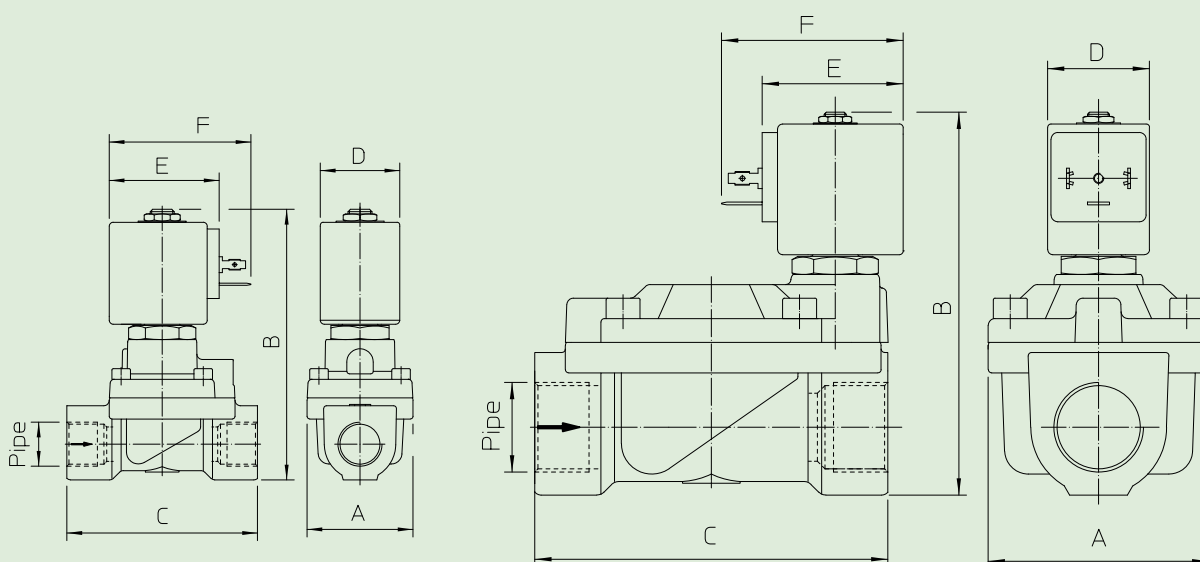
On request:
Connector Pg 9 or Pg 11
Connector conformity ISO 4400

FEATURES:

Electrical conformity	IEC 335
Protection degree	IP 65 EN 60529 (DIN 40050) with coil fitted by connector.

SPARE PARTS:

1. Coil:	See coils list	6. Complete diaphragm:	G 1/2 Code R451816/V
2. Complete plunger:	Code R450886/V	G 3/4- G 1	Code R450958/V
3. Complete armature tube without gasket:	Code R450811	KIT:	
4. Gasket O-Ring:	Code R990000/V	KT130KV30-H=2+3+4	
5. Gasket O-Ring:	G 1/2 Code R990003/V	MAINTENANCE KIT:	
G 3/4-G 1 Code R990002/V	G 3/4-G 1	KTG0X1KV12=2+5+6	
		KTG0X3KV19=2+5+6	

DIMENSIONS:


Type	Pipe ISO 228/1	A mm	B mm	C mm
21X2KV120	G 1/2	40	103	73
21X3KV190	G 3/4	65	115	104
21X4KV250	G 1			

COIL TYPE	POWER ABSORPTION			DIMENSIONS		
	W ==	Hold VA ~	Inrush VA ~	D mm	E mm	F mm
B	8	14,5	25	30	42	54