

# SK-55L

## FLOAT TYPE STEAM TRAP

### GENERAL FEATURES

SK 55L Float Steam Trap is used for discharging the condensate by a mechanical float system. When the system starts up, thermostatic air vent is activated and discharges the air in the system. After this process, incoming steam will close the air vent. However when condensate reaches the steam trap, the float rises and opens the main valve and discharges the condensate. As soon as the condensate discharge is completed and the steam reached into the trap, the float goes down and closes the valve.

#### Installation:

SK-55L can be used vertically as the inlet to stay up the top and the outlet to remain at the bottom. It can also be installed horizontally from right to the left or opposite way. If it is not indicated differently in the order sheet, it will be assumed as right to the left. Will be assumed as right to the left.

#### Product Features:

**Body:** Ductile Iron GGG 40

**Cover:** Ductile Iron GGG 40

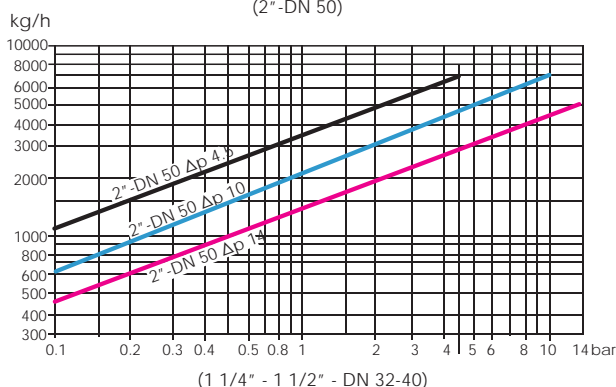
**Internals and loat:**

Stainless Steel AISI 304

**Connection:** Flanged and Threaded

rev.0420

Discharge Capacities  
(2" - DN 50)

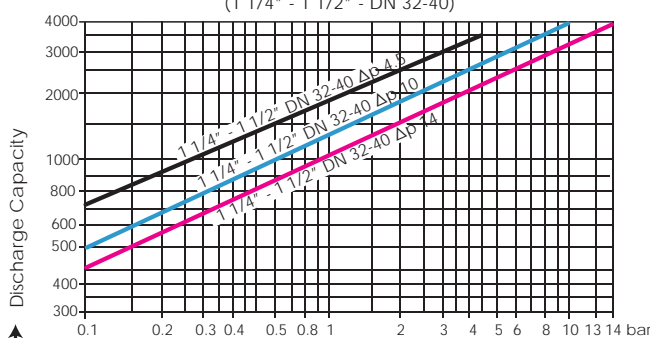


#### Discharge Chart:

**Red Chart** : Δp= 14 bar

**Blue Chart** : Δp= 10 bar

**Black Chart** : Δp= 4.5 bar



→ Differential Pressure  
ΔP= Inlet Pressure - Outlet Pressure

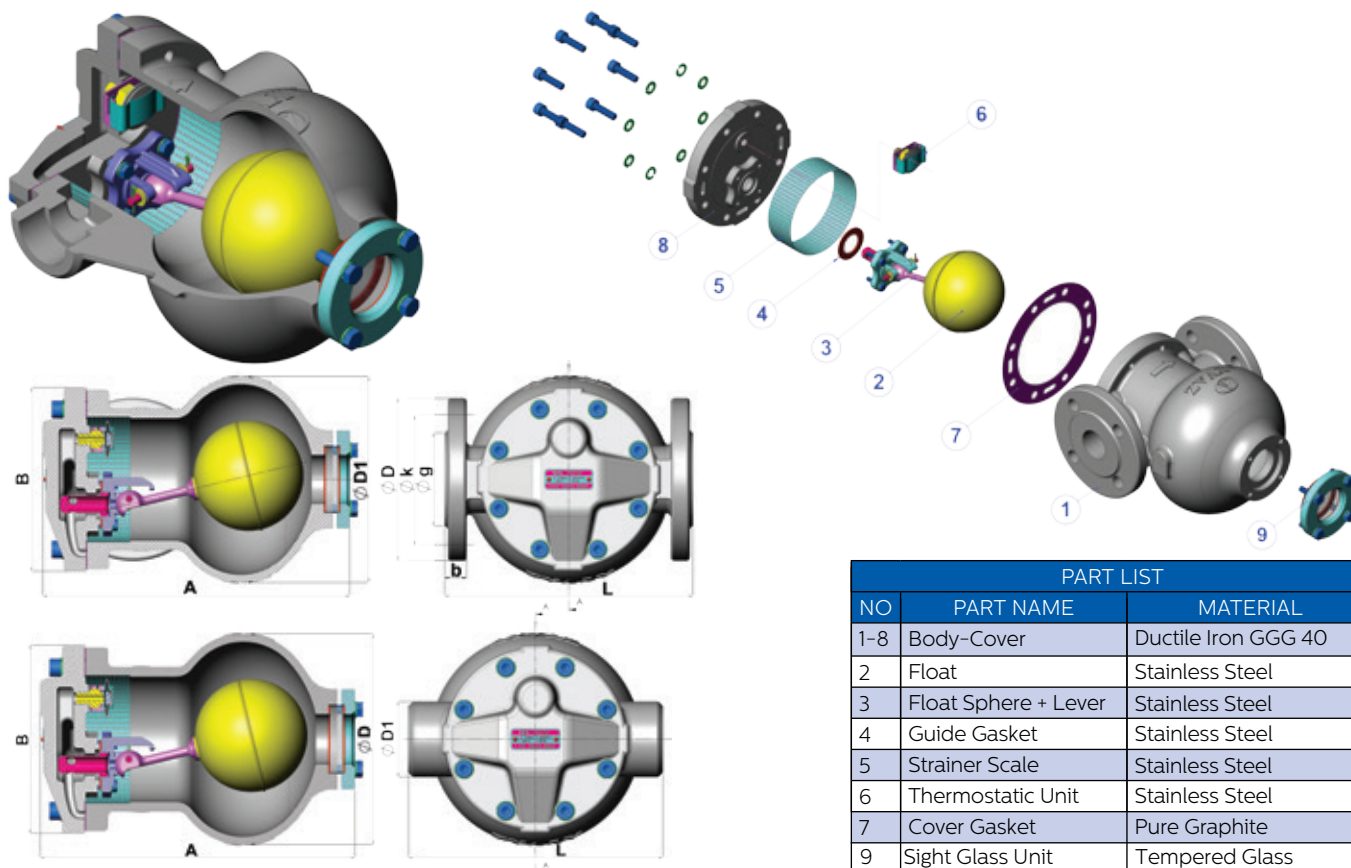
OPERATING CONDITIONS	
Max. Operating Pressure	16 bar
Max. Differential Pressure (ΔP)	4.5-10-14 bar
Max. Operating Temperature	250 °C



\* Please ask to our sales team for different presures and diameters.

# SK-55L FLOAT TYPE STEAM TRAP

## CONSTRUCTION



PART LIST		
NO	PART NAME	MATERIAL
1-8	Body-Cover	Ductile Iron GGG 40
2	Float	Stainless Steel
3	Float Sphere + Lever	Stainless Steel
4	Guide Gasket	Stainless Steel
5	Strainer Scale	Stainless Steel
6	Thermostatic Unit	Stainless Steel
7	Cover Gasket	Pure Graphite
9	Sight Glass Unit	Tempered Glass

DIMENSIONS								
SIZE	ARTICLE NO	THREADED						
		A (mm)	B (mm)	D1 (mm)	D (mm)	L (mm)		
1 1/4"	703200201071	284.5	170	68	190	230		
1 1/2"	703200201074	284.5	170	68	190	230		
2"	703200201077	284.5	170	80	230	230		

DIMENSIONS								
SIZE	ARTICLE NO	FLANGED						
		A (mm)	b (mm)	B (mm)	D (mm)	k (mm)	D1 (mm)	L (mm)
DN 32	703200201081	284.5	20	170	140	100	190	230
DN 40	703200201084	284.5	20	170	150	110	190	230
DN 50	703200201087	296.5	20	176	165	125	230	230
DN 50	703200203017	220	262	124	230	417	335	230

Subject to technical alterations and deviations resulting from the manufacturing process without giving any notification.



### HEAD OFFICE - FACTORY

Atatürk Sanayi Bölgesi Hadımköy Mahallesi Mustafa İnan Caddesi No: 44 Arnavutköy - İSTANBUL  
 Tel: +90 212 771 01 45 (pbx) | Fax: +90 212 771 47 27  
 info@ayvaz.com | www.ayvaz.com

**Cona**  
**Caserta/Italy**  
 Tel: +39 0823 187 3988  
 rmolaro@ayvaz.com

**Ayvaz Germany**  
**Viernheim/Germany**  
 Tel: +49 62046014399  
 germany@ayvaz.com

**Ayvaz Ukraine**  
**Kiev/Ukraine**  
 Tel: +380 44 390 57 57  
 info@ayvaz.com.ua

**Tricorr**  
**Warsaw/Poland**  
 Tel: +48 530 030 810  
 +48 533 603 335  
 tricorr@tricorr.eu

**Ayvaz Azerbaijan**  
**Baku/Azerbaijan**  
 Tel: +99 (455) 579-84-32  
 ahayatov@ayvaz.com

**Ayvaz Egypt**  
**Cairo/Egypt**  
 Tel: +20 122 819 78 29  
 andrew.eid@ayvaz.com

**Ayvaz Gulf**  
**Dubai/U.A.E**  
 Tel: +971 563550822  
 +971 501306871  
 mideast@ayvaz.com

**Ayvaz China**  
**Ningbo/China**  
 Tel: +86 152 5830 7361  
 msahin@ayvaz.com

**Ayvaz Kazakhstan LLP**  
**Almaty/Kazakhstan**  
 Tel: +7 (727) 327 97 57  
 info\_kz@ayvaz.com

**Ayvaz N**  
**İsperih/Bulgaria**  
 Tel: +359 8431 27 32  
 office@ayvaz-n.eu

**Ayvaz Serbia**  
**Belgrade/Serbia**  
 Tel: +381 61 658 70 52  
 yakbiyik@ayvaz.com

**Ayvaz Vietnam**  
**HCMC/Vietnam**  
 Tel: +84 89 8508345  
 ggursoy@ayvaz.com

**Ayvaz Americas**  
**Rhode Island/USA**  
 Tel: +1 401 737 8380  
 americas@ayvaz.com